


EmETXe-i89M0

6th Generation Intel® Core™ i7-6822EQ Processor COM Express® Basic Type 6 CPU Module

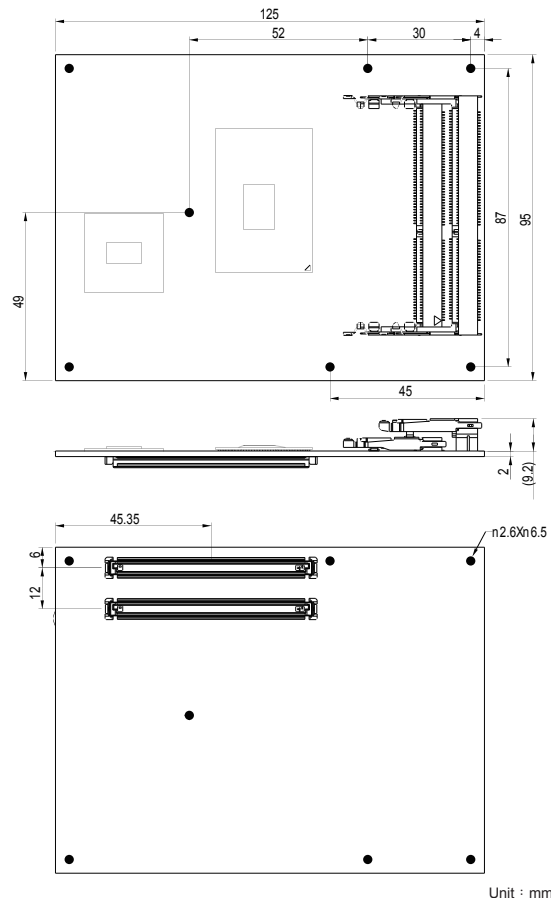


Features

- Soldered onboard 6th Generation Intel® Core™ i7-6822EQ
- Intel I219LM PCIe GbE PHY w/ iAMT
- Dual Channels 24-bit LVDS and 3 x DDI ports
- Support 3 independent displays
- 5V~20V Wide Range Voltage Input
- **Wide Range Operating Temp.: -40 ~ 85°C**

System	
CPU	Soldered onboard 6 th Generation Intel® Core™ i7-6822EQ 2.0GHz (Base)/ 2.8GHz (Turbo)
Memory	2 x DDR4-RS SO-DIMM sockets
BIOS	AMI UEFI BIOS
Watchdog Timer	1~255 levels reset
I/O	
USB Port	12 x USB ports: - 8 x USB 2.0 ports - 4 x USB SuperSpeed ports
Serial Port	2 x UART ports (RX/TX only)
Expansion Bus	8 x PCIe1 lanes, I2C Interface,GPIO
Storage	4 x Serial ATA ports with 600MB/s HDD transfer rate
Ethernet Chipset	1 x Intel® i219LM PCIe GbE PHY w/ iAMT
Audio	HD audio link
TPM	Supports TPM (OEM Request)
Display	
Graphic Chipset	Integrated Intel® HD Graphics 530
Graphic Interface	LCD: Dual Channels 24-bit LVDS 3 x DDI ports
OS support	
Windows 8.1 64-bit	
Windows 10 64-bit	
Linux: Ubuntu	

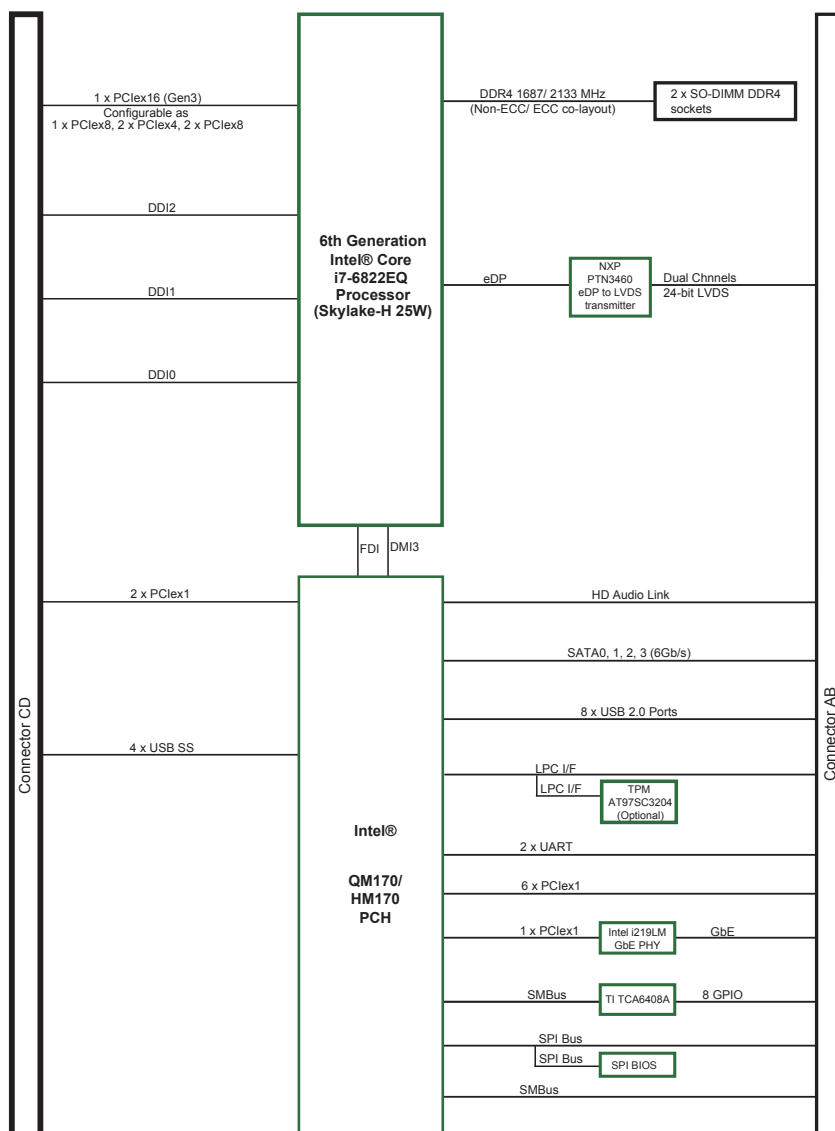
Mechanical & Environmental	
Power Requirement	5V~20V +/- 5% wide range voltage input, +5VSB
Power Consumption	2.58A@12V (i7-6822EQ typical)
Operating Temp.	-40 ~ 85°C (-40 ~ 185°F)
Operating Humidity	10 ~ 95% @ 85°C (non-condensing)
Dimensions (L x W)	125 x 95 mm (4.9" x 3.7")
Dimensions	



Unit : mm



Block Diagram



Ordering Information

EmETXe-i89M0-6822EQ 6th Generation Intel® Core™ i7-6822EQ WT COM Express® Basic Type 6 CPU Module

Optional Accessories

HS-89M0-F1	Heat spreader, threaded standoffs (bore hole) (125x95x18mm)
HS-89M0-C1	Heat sink with Fan (125x95x39.7mm)
PBE-1705-F1	COM Express® Type 6 evaluation carrier board with SIO F71869ED module in ATX form factor
CBK-03-1705-00	Cable kit 1 x SATA cable 2 x COM Flat cables